



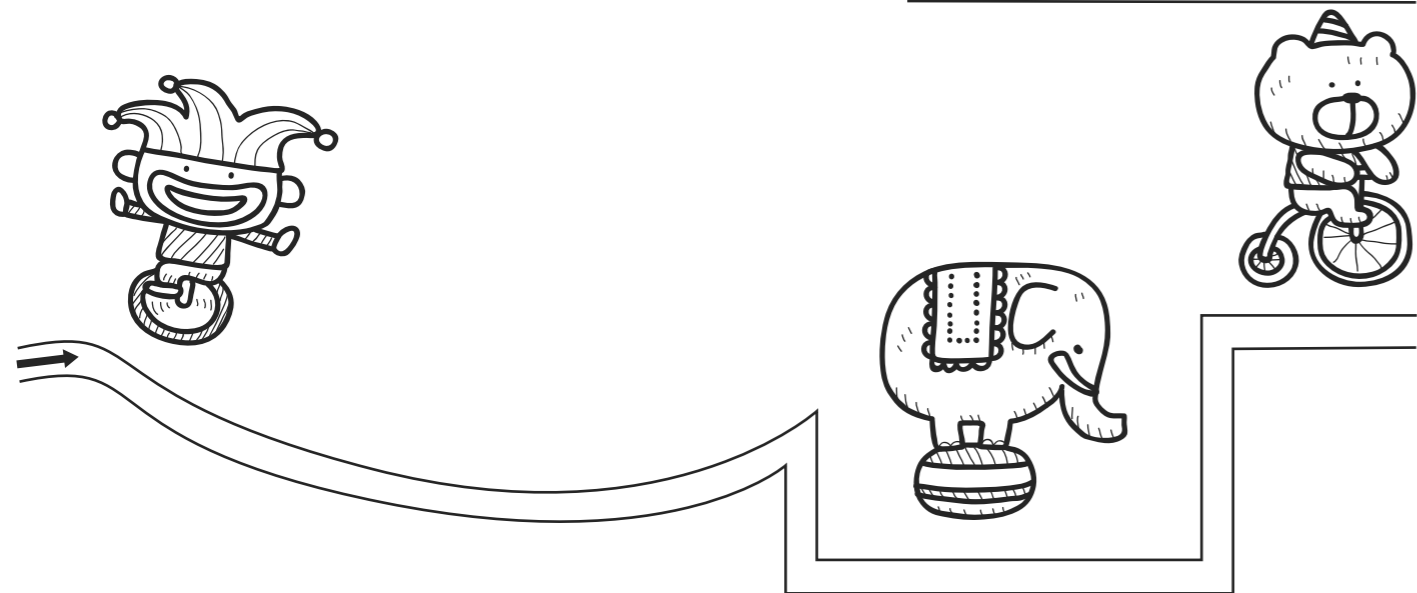
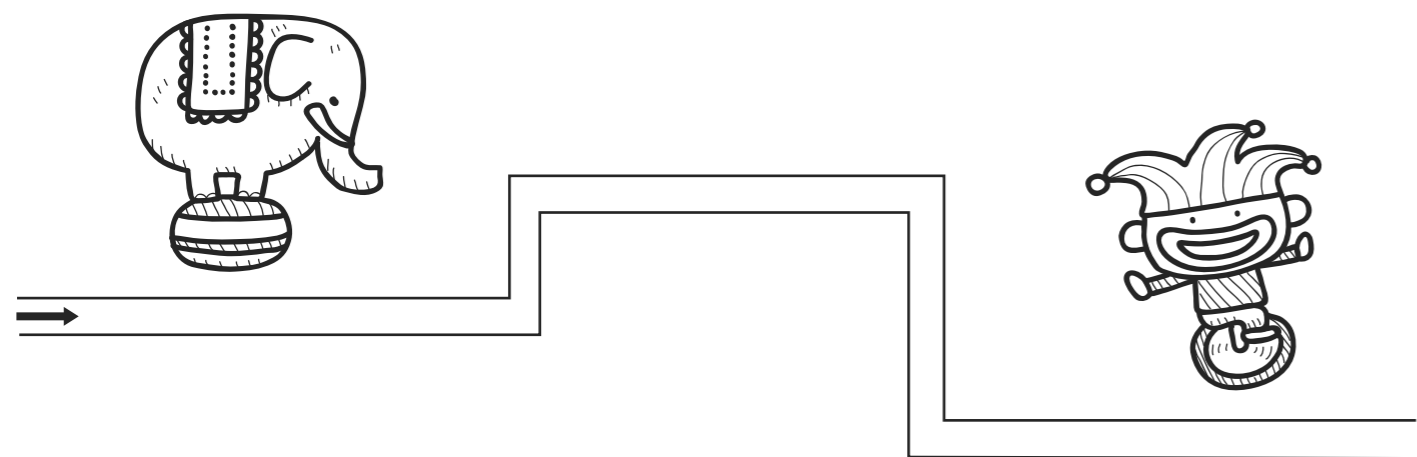




Оцветете в любимите си цветове.








Започнете от стрелките и нарисуйте
пътищата на тези акробати, като
се стараете да не докосвате линиите.




Оцветете птиците в посочените
под тях цветове.




ЧЕРВЕНО




ОРАНЖЕВО




ЖЪЛТО




ЗЕЛЕНО




СИНЬО




ЛИЛАВО



КАФЯВО




РОЗОВО





СИВО



Оцветете излишната
рисушка.



Дорисувайте двете мишлета така,
че да станат еднакви.



Помогнете на акробата да премине по въжето,
като нарисувате пътя му в зелено.




Оградете буквата П навсякъде,
където се среща в тези думи.



ПОЛЕ РЯПА ПИЕ
КОПЧЕ

КОПИЕ ТАПЕТ



ПЕРО ТАПА
ЧОРАП




Допишете реда.



Оцветете по толкова кръгчета, колкото е броят на рисунките от всеки вид.



Във всеки ред нарисуйте липсващата рисунка според правилото на подредане.



Във всеки ред оградете числото от къщичката в началото на реда.

54	100	5	36	54	20	14	45
8	13	26	56	48	79	82	8
23	32	55	98	65	83	1	23